

# aamra technologies limited's Virtual AGM System Manual



**Supported Browser:** Latest version of



Google Chrome , Microsoft Edge , Opera , Safari , Mozilla Firefox 


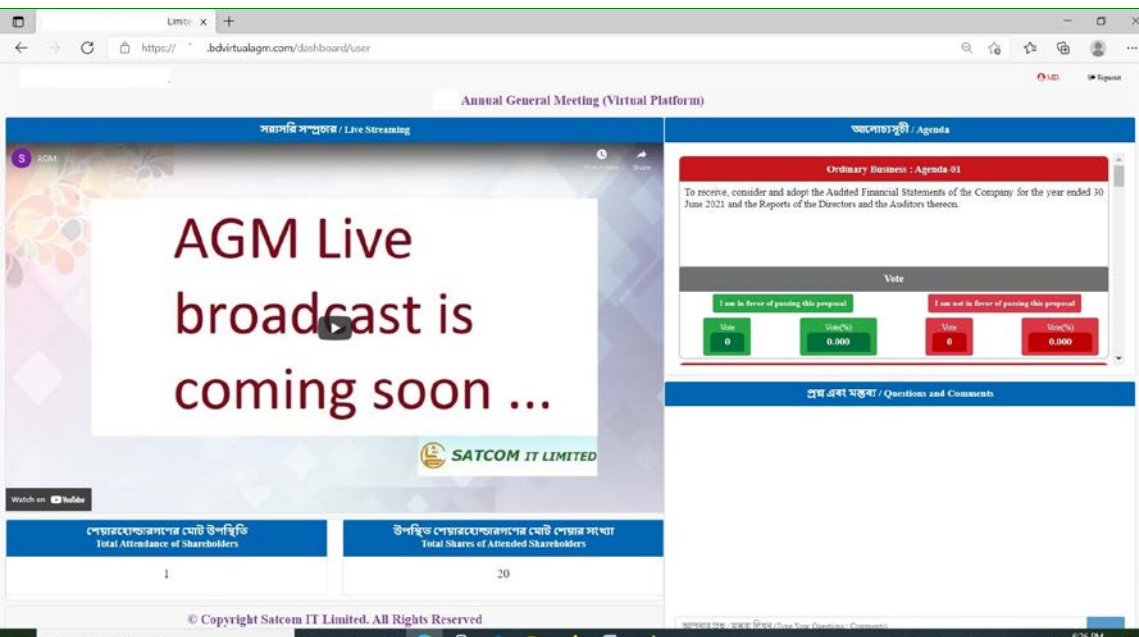
**Supported Device:** Laptop, Desktop, Tab, Mobile (android/ iPhone)

Virtual AGM with this simple step for Shareholder:

 <p>Step - 1</p>	<p><b>Log in to the link-</b></p>
	<p><a href="https://aamratech.bdvirtualagm.com">https://aamratech.bdvirtualagm.com</a></p>

 <p>Step - 2</p>	<b>Log on Interface</b>	
	<b>Before Activation</b>	<b>After Activation</b>
	<p>AGM will be held on <b>29<sup>th</sup> December 2022</b> (Thursday) at 11:00 AM Link will be activated on <b>28<sup>th</sup> December 2022</b> at 10:00 AM</p>	<div style="border: 1px solid #ccc; padding: 10px;"> <p style="text-align: center;"><b>Sign In</b></p> <p>BO/Folio/Admin/Scrutinizer ID:*</p> <input type="text" value="Type your ID"/> <input type="button" value="Go"/> </div> <div style="text-align: right; margin-top: 10px;">  </div>

 <p>Step - 3</p>	<p><b>Login screen:</b></p> <p>a) Enter <b>16 digit BO</b> number or <b>Folio</b> number*</p> <p>b) Click <b>Go</b> button then</p> <p>c) Click <b>Login</b> button</p>	<div style="border: 1px solid #ccc; padding: 10px; width: 150px;"> <p style="text-align: center;"><b>Sign In</b></p> <p>BO/Folio/Admin/Scrutinizer ID:*</p> <input type="text" value="Type your ID"/> <input type="button" value="Go"/> </div>	<div style="border: 1px solid #ccc; padding: 10px; width: 150px;"> <p style="text-align: center;"><b>Sign In</b></p> <p>BO/Folio/Admin/Scrutinizer ID:*</p> <input type="text" value="1201470000000001"/> <input type="button" value="Go"/> </div> <div style="text-align: center; margin-top: 5px;"> <input type="button" value="Login"/> </div>
			

 <p>Step - 4</p>	<p><b>Shareholders can see:</b></p> <p>a) Live Streaming, b) Total attendance (Number of Shareholders with Total Shares), c) Agenda &amp; Agenda wise voting result d) Question &amp; Comments.</p>
	

**Shareholders can do:**

Shareholders can vote (Yes/ No) for any Agenda  
Click on **Green Button For Favor** or  
Click on **Red Button For Against**

Step - 5

**আলোচ্যসূচী / Agenda**

**Agenda-01**

To receive, consider and adopt the Audited Financial Statements of the Company for the year ended 31 March 2021 and the Reports of the Directors and the Auditors thereon.

**Vote**

<b>I am in favor of passing this proposal</b>	<b>I am not in favor of passing this proposal</b>
<b>Vote</b> 2500	<b>Vote</b> 0
<b>Vote(%)</b> 100.000	<b>Vote(%)</b> 0.000

প্রস্তাবটি পাসের জন্য সমর্থন করছি

**Shareholders can do:**

Shareholder can submit Question or Comments.

**Type** your Question or Comments (English or Bangla) then click **Submit** Button.

Step - 6

**প্রশ্ন এবং মন্তব্য / Questions and Comments**

আপনার প্রশ্ন / মন্তব্য লিখুন (Type Your Questions / Comments)

**Submit**