






aamra technologies limited
FINANCIAL STATEMENTS (UN-AUDITED)
For the 2nd quarter ended 31 March 2022

Contents	Page No.
* Statement of Financial Position	1
* Statement of Profit or Loss and other Comprehensive Income	2
* Statement of Changes in Equity	3
* Statement of Cash Flows	4
* Financial Information	5
* Notes to the Financial Statements	6-17
* Annexure - A (Schedule of Property, Plant and Equipment)	18
* Annexure - B (Schedule of Calculation of Deferred Tax Liability)	19

aamra technologies limited
Statement of Financial Position
 As at 31 March 2022

Assets	Notes	Amount in Taka	
		Mar 31, 2022	June 30, 2021
Non-Current Assets			
Property, Plant & Equipment	4	393,334,130	432,542,114
Intangible Assets	5	32,232,473	37,920,557
Total Non-Current Assets		425,566,603	470,462,671
Current Assets:			
Inventories		739,427,460	773,792,025
Trade & Others Receivables		873,758,913	890,938,173
Advances, Deposits & Prepayments	6	629,278,160	733,650,152
Cash & Cash Equivalents	7	15,976,461	7,805,939
Total Current Assets:		2,258,440,994	2,406,186,290
Total Assets		2,684,007,597	2,876,648,962
Equity and Liabilities			
Equity attributable to shareholders			
Share Capital	8	610,447,570	581,378,640
Share Premium	9	502,608,496	502,608,496
Retained Earnings	10	338,293,046	306,974,615
Total Equity		1,451,349,112	1,390,961,751
Non-Current Liabilities			
Long Term Loan (Non-Current Portion)	11	85,407,604	157,005,764
Deferred Tax Liability	13	31,518,661	33,091,689
Total Non-Current Liabilities		116,926,265	190,097,453
Current Liabilities:			
Short Term Loan	14	117,716,629	260,801,192
Long Term Loan (Current Portion)	12	115,690,236	92,015,652
Trade & Others Payable		703,655,633	621,219,896
Advance Against Sale	15	9,622,788	144,357,630
Outstanding for Liabilities		143,873,332	163,256,403
Provision for Income Tax	16	19,715,718	9,260,683
Dividend Payable	17	5,457,883	4,678,300
Total Current liabilities		1,115,732,221	1,295,589,757
Total Liabilities		1,232,658,485	1,485,687,211
Total Equity and Liabilities		2,684,007,597	2,876,648,962
Net Asset Value Per Share (NAVPS)		23.78	22.79

The accounting policies and other notes form an integral part of the financial statements.






 Chairman Managing Director Director Chief Financial Officer Company Secretary

Place: Dhaka
 Date: 27 April 2022

