aamra technologies limited's Virtual AGM System Manual

Supported Browser: Latest version of

Google Chrome, Microsoft Edge, Opera, Safari, Mozilla Firefox

Supported Device: Laptop, Desktop, Tab, Mobile (android/ iPhone)

Virtual AGM with this simple step for Shareholder:

Step - 1	**Log in to the link-** **https://aamratech.bdvirtualagm.com**

Step - 2	**Log on Interface**		
	Before Activation	**After Activation**	
	AGM will be held on 28th December 2021 (Tuesday) at 11:00 AM **Link will be activated on 27th December 2021 at 10:00 AM**	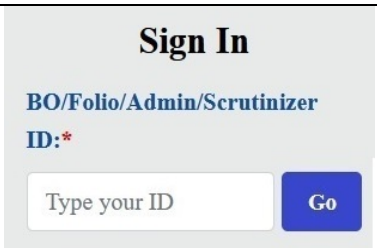	aamra TECHNOLOGIES

Step - 3	**Login screen:** a) Enter **16** digit **BO** number or **Folio** number* b) Click **Go** button then c) Click **Login** button	

Step - 4	**Shareholders can see:** **a) Live Streaming, b) Total attendance (Number of Shareholders with Total Shares), c) Agenda & Agenda wise voting result d) Question & Comments.**

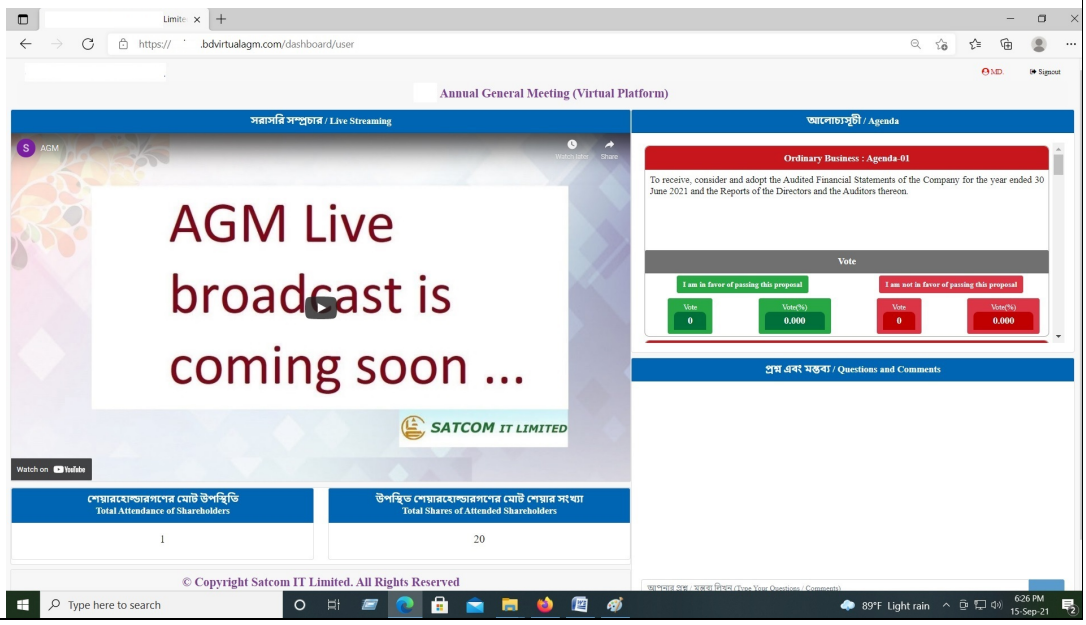

Step - 5

Shareholders can do:

Shareholders can vote (**Yes/ No**) for any Agenda

Click on **Green** Button **For Favor** or

Click on **Red** Button **For Against**

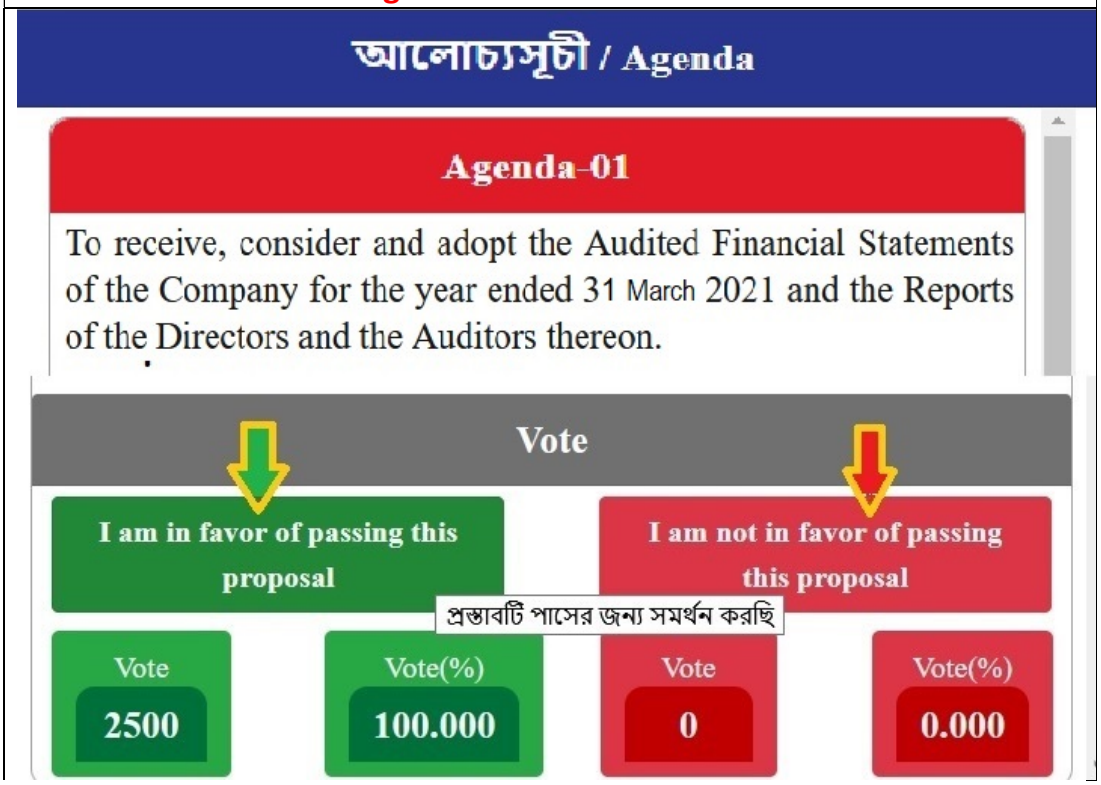

Step - 6

Shareholders can do:

Shareholder can submit Question or Comments.
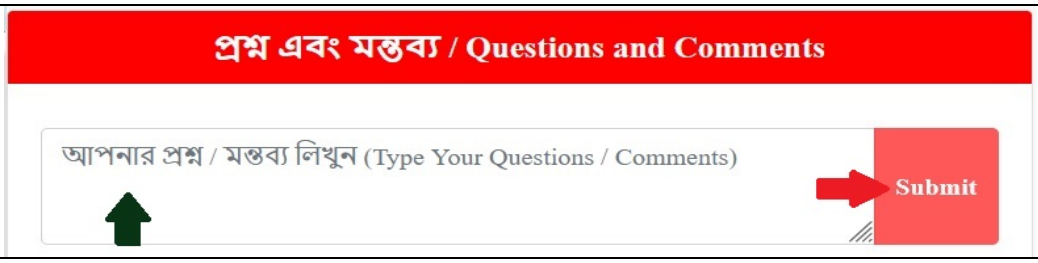
Type your Question or Comments (English or Bangla) then click **Submit** Button.