


aamra technologies limited
 F.R Tower (9th Floor)
 32 Kemal Ataturk Avenue
 Banani C/A , Dhaka

Statement of Financial Position (Un-Audited)
As at September 30, 2012


ASSETS	30-09-2012	30-06-2012
	Amount Tk.	Amount Tk.
Non-Current Assets		
A. Property, Plant & Equipment (At cost less accumulated depreciation)	283,114,417	224,963,468
B. Current Assets:		
Inventories	741,299,172	706,743,520
Inventory in Transit	68,550,675	77,781,837
Trade receivables & Others	363,871,368	383,204,006
Advances, Deposits & Prepayments	134,367,667	110,609,580
Inter Company Current Account	19,752,304	17,276,531
Cash & Cash Equivalents	132,470,848	656,416,650
	<u>1,460,312,033</u>	<u>1,952,032,126</u>
Total Assets	<u>1,743,426,450</u>	<u>2,176,995,594</u>
EQUITY AND LIABILITIES		
C. Equity attributable to shareholders		
Authorised capital 100,000,000 shares @ Tk. 10 each	<u>1,000,000,000</u>	<u>1,000,000,000</u>
Issued, subscribed & paid up capital 41,946,512 ordinary shares @ Tk. 10 each	419,465,120	419,465,120
Share Premium	502,608,496	502,608,496
Retained Earnings	119,761,081	106,890,075
Total Equity	<u>1,041,834,697</u>	<u>1,028,963,691</u>
D. Non-current liabilities		
Long-term Loan	20,241,112	35,884,671
	<u>20,241,112</u>	<u>35,884,671</u>
E. Current liabilities:		
Short Term Loan	458,787,174	952,027,532
Liability Against Import of Inventory	68,550,675	77,781,837
Trade Payable & Others	106,727,163	35,950,373
Advance Against Sale	28,084,272	21,145,212
Liability For Expenses	4,803,879	11,744,157
Provision for Corporate Tax	12,316,108	11,416,751
Deferred Tax liability	2,081,370	2,081,370
	<u>681,350,640</u>	<u>1,112,147,232</u>
Total liabilities	<u>701,591,752</u>	<u>1,148,031,903</u>
Total equity and liabilities	<u>1,743,426,450</u>	<u>2,176,995,594</u>



Syed Faruque Ahmed
Chairman



Zahrul Syed Bakht
Company Secretary




Syed Farhad Ahmed
Managing director


aamra technologies limited
F.R Tower (9th Floor)
32 Kemal Ataturk Avenue
Banani C/A , Dhaka

Statement of Comprehensive Income (Un-Audited)
For the period from 1st July to 30 September, 2012

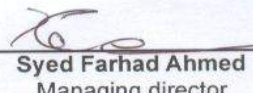
Particulars	1-Jul-12	1-Jul-11
	To	To
	30-Sep-12	30-Sep-11
	Amount Tk.	Amount Tk.
Revenue	147,914,050	155,070,619
Less: Cost of goods sold	108,513,213	125,407,047
Gross Profit	39,400,836	29,663,573
Less: Administrative expenses	27,400,457	16,816,477
Operating income	12,000,379	12,847,096
Add: Other income	4,801,596	785,717
	16,801,976	13,632,813
Less : Finance costs	2,938,111	1,213,729
PROFIT FOR THE PERIOD	13,863,865	12,419,084
Other comprehensive income:		
Exchange gain/(loss)	(93,502)	-
Other comprehensive income for the period	(93,502)	-
TOTAL COMPREHENSIVE INCOME FOR THE PERIOD	13,770,363	12,419,084
Less :Corporate tax	899,357	748,600
Add: Provision for deferred tax (asset)	-	205,037
TOTAL COMPREHENSIVE INCOME AFTER TAX	12,871,006	11,875,521
Earnings per share (Per Value Tk. 10.00)	0.31	0.58
No of Shares	41,946,512	20,374,512



Syed Faruque Ahmed
Chairman



Zahrul Syed Bakht
Company Secretary



Syed Farhad Ahmed
Managing director


aamra technologies limited

F. R Tower (9th Floor)
 32 Kemal Ataturk Avenue
 Banani C/A , Dhaka


Statement of Cash Flow (Un-Audited)

For the period from 1st July to 30 September 2012

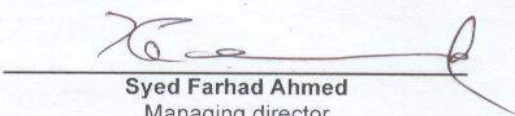
Particulars	1/Jul/12	1/Jul/11
	To 30/Sep/12 Amount Tk.	To 30/Sep/11 Amount Tk.
A. Cash flow from operating activities		
Cash received from customers & other income	178,204,570	133,976,312
Cash paid to suppliers & others	(558,451,554)	(116,641,964)
Operating expenses paid	(56,042,385)	(23,277,639)
Income Tax provision	899,357	953,637
Finance Cost	(2,938,111)	(1,213,729)
Net cash provided by/ (used in) operating activities	(438,328,123)	(6,203,383)
B. Cash flow from investing activities		
Acquisition of fixed assets	(69,974,120)	(364,016)
Net cash used in investing activities	(69,974,120)	(364,016)
C. Cash flow from financing activities		
Paid up capital	-	18,522,280
Stock Dividend	-	(18,522,280)
Long-term Loan	(15,643,559)	7,131,870
Net cash provided by/ (used in) financing activities	(15,643,559)	7,131,870
D. Net cash increase/ (decrease) (A+B+C)	(523,945,802)	564,471
Cash & cash equivalent at the beginning of the period	656,416,650	521,400
Cash & cash equivalent at the end of the period	132,470,848	1,085,871



Syed Faruque Ahmed
Chairman



Zahrul Syed Bakht
Company Secretary




Syed Farhad Ahmed
Managing director

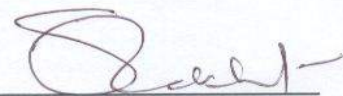
aamra technologies limited
 F.R Tower (9th Floor)
 32 Kemal Ataturk Avenue
 Banani C/A , Dhaka

Statement of Changes in Equity (Un-Audited)
 For the period from 1st July to 30 September 2012


Particulars	Attributable to the Equity Holders of aamra technologies limited				
	Ordinary Share Capital	Share Premium	Proposed Dividend	Retained Earnings	Total
Balance at 01 July 2012	419,465,120	502,608,496	-	106,890,076	1,028,963,692
Profit/(Loss) during the period	-	-	-	12,871,006	12,871,006
Balance at 30 September 2012	419,465,120	502,608,496	-	119,761,082	1,041,834,698
Balance at 01 July 2011	185,222,840	230,354,158	18,522,280	71,465,184	505,564,462
Profit/(Loss) during the period	-	-	-	11,875,520	11,875,520
Transfer Stock dividends on ordinary shares	18,522,280	-	(18,522,280)	-	-
Balance at 30 September 2011	203,745,120	230,354,158	-	83,340,704	517,439,982



Syed Faruque Ahmed
 Chairman



Zahrul Syed Bakht
 Company Secretary



Syed Farhad Ahmed
 Managing Director